

Love waves in proton-exchanged z-cut lithium niobate

F.Dobrovolskis, D.Èiplies, R.Rimeika, J.Paðkauskas

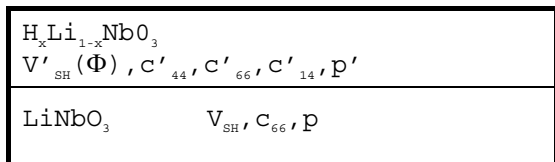
Vilnius University, Laboratory of Physical Acoustics,
Physics Faculty, Saulëtekio 9, 2054 Vilnius, Lithuania

Introduction

Proton-exchanged lithium niobate is very attractive and prospective material for applications in acousto-optics using the interaction between guided optical waves and surface acoustic waves. Relatively simple techniques enables the fabrication of good quality optical guides with a large change of the extraordinary refractive index Δn_e . The proton exchange results also in creation of a layer at the surface with altered elastic properties of the crystal. It is the reason why the velocity of the Rayleigh surface acoustic waves becomes frequency dependent [1,2]. Moreover, in the system consisting of the substrate covered by a thin layer, the other type of the surface acoustic wave can propagate: it is the Love wave with a purely shear polarisation in the propagation plane. The Rayleigh wave propagation in proton-exchanged lithium niobate has been studied in several works [4-6], but there is a lack of relevant Love wave studies. Meanwhile, these waves may offer new interesting possibilities of the interaction with guided optical modes. It is the purpose of the present work to perform studies of Love wave propagation in Z-cut PE:LiNbO₃ crystal and their interaction with guided optical modes. In particular, the dependence of Love wave velocity upon a frequency is calculated using the ray geometry method for the case of an anisotropic layer and an isotropic substrate. The calculated $V(f)$ dependence is compared with the results obtained from the measurements of colinear diffraction angles.

Calculation of Love wave velocity

Consider the structure shown in Figure 1. As shown in [3] for the Z-cut Y-propagation in 3m symmetry group crystal, two independent types of surface acoustic waves can exist when the velocity of shear bulk waves in the



layer is lower than that in the substrate. These are: the piezoelectric Rayleigh wave, possessing two components of a mechanical displacement in sagittal plane, and the Love wave possessing only the displacement component normal to the sagittal plane. In order to find the velocity of the Love wave, we use the ray geometry method similar to that used to describe a guided wave propagation in integrated optics. Consider the horizontally polarized shear plane wave propagating in the anisotropic layer at the angle ϕ with respect to the y-axis (see Figure 2). The wave is totally reflected at the layer boundaries with air (point 1) and the substrate (point 2). As the condition of the transverse resonance is satisfied, i.e. the phase difference between points A and B is multiple of 2π , the layer supports a guided acoustic mode which is a shear Love wave. As the layer is anisotropic, the angles ϕ and ϕ_1 are not equal to each other. They are related as

$$\frac{\cos(\phi)}{V_{SH}(\phi)} = \frac{\cos(\phi_1)}{V'_{SH}(\phi_1)} \quad (1)$$

i.e., the longitudinal propagation constant β must not change along the propagation direction. Then, the condition of phase matching becomes:

$$(q + q_1)d - \phi_1 - \phi_2 = 2m\pi \quad (2)$$

Here, $\phi_1=0$ is the phase of the reflection coefficient at the boundary with air, and ϕ_2 is that at the boundary with the substrate:

$$\varphi_2 = \arctan \left(\frac{\rho V_{SH} \sqrt{\left(\frac{V_{SH}}{V'_{SH}(\phi)} \cos(\phi) \right)^2 - 1}}{\rho' V'_{SH}(\phi) \sin(\phi)} \right) + \arctan \left(\frac{\rho V_{SH} \sqrt{\left(\frac{V_{SH}}{V'_{SH}(\phi_1)} \cos(\phi_1) \right)^2 - 1}}{\rho' V'_{SH}(\phi_1) \sin(\phi_1)} \right) \quad (3)$$

Fig.1. Geometry of the problem

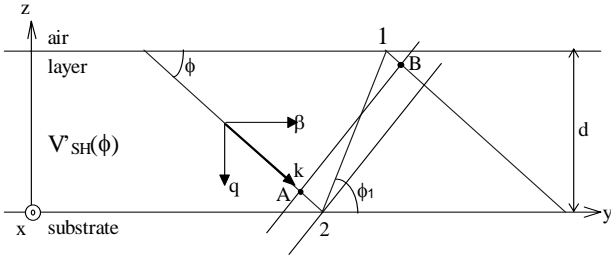


Fig. 2. Ray geometry model of acoustic mode in

Assigning $\theta = \pi/2 + \phi$ (Figure 3) one may express the dependence of horizontal shear bulk waves upon the propagation direction in the layer (Figure 4) and in the substrate:

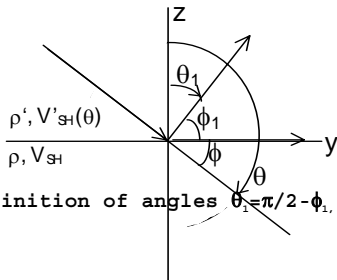


Fig. 3. Definition of angles $\theta = \pi/2 - \phi_1$.

$$V'_{SH}(\theta) = \sqrt{\frac{c'_{44} \cos^2(\theta) + c'_{66} \sin^2(\theta) + c'_{14} \sin(2\theta)}{\rho'}}$$

$$V_{SH} = \sqrt{\frac{c_{66}}{\rho}}$$

The transversal components of wave vectors are:

$$q = k \sin(\phi) = \frac{\omega}{V'_{SH}(\phi)} \sin(\phi)$$

$$q_1 = k_1 \sin(\phi_1) = \frac{\omega}{V'_{SH}(\phi_1)} \sin(\phi_1)$$

(4)

Taking into account the expressions (3) and (4), one may write the expression (2) in the form

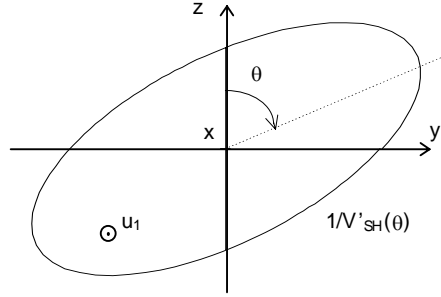


Fig. 4. Section by YZ plane of slowness surface for horizontal shear bulk wave

$$2 m \pi = d \omega \left(\frac{\sin(\phi)}{V'_{SH}(\phi)} + \frac{\sin(\phi_1)}{V'_{SH}(\phi_1)} \right) -$$

$$\arctan \left[\frac{\rho V_{SH} \sqrt{\left(\frac{V_{SH}}{V'_{SH}(\phi)} \cos(\phi) \right)^2 - 1}}{\rho' V'_{SH}(\phi) \sin(\phi)} \right] -$$

(5)

$$\arctan \left[\frac{\rho V_{SH} \sqrt{\left(\frac{V_{SH}}{V'_{SH}(\phi_1)} \cos(\phi_1) \right)^2 - 1}}{\rho' V'_{SH}(\phi_1) \sin(\phi_1)} \right].$$

This is the characteristic equation describing propagation of the shear guided acoustic waves. Its solution leads to the dependence of the Love wave upon the frequency:

$$V_L = V'_{SH}(\phi) / \cos(\phi).$$

The dependence calculated for PE Z-cut lithium niobate is shown in Figure 5. Fig. 5. Dependences of Love wave velocity upon frequency in Z-cut LiNbO₃ calculated using elastic constants from [2,9] for isotropic (curve 1) and anisotropic (curve 2) layer; evaluated from experimental measurements with best-fit elastic constants for anisotropic layer model.

In the case the layer is isotropic [9], the dependence $V_L(\omega)$ (Figure 5) can be found from the relation

$$\tan(b'kd) = \frac{\rho V_{SH}^2 b}{\rho' V_{SH}'^2 b'} \quad (6)$$

where

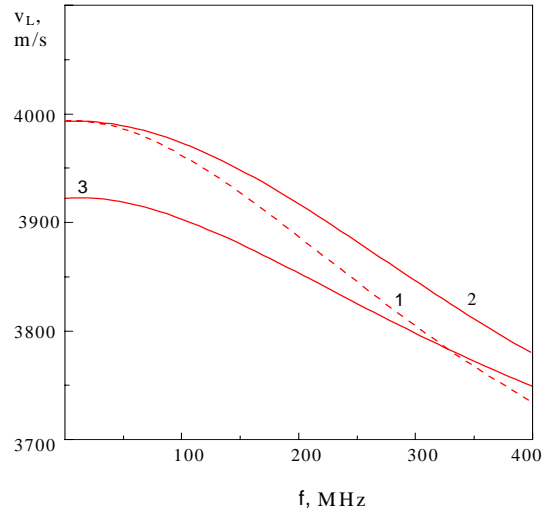
$$b = \left[1 - \left(\frac{V_L}{V_{SH}} \right)^2 \right]^{1/2}, \quad b' = \left[\left(\frac{V_L}{V_{SH}'} \right)^2 - 1 \right]^{1/2} \quad (6a, b)$$

and

$$V_{SH} \equiv (c_{66} / \rho)^{1/2}, \quad V_{SH}' \equiv (c'_{66} / \rho')^{1/2} \quad (6c, d)$$

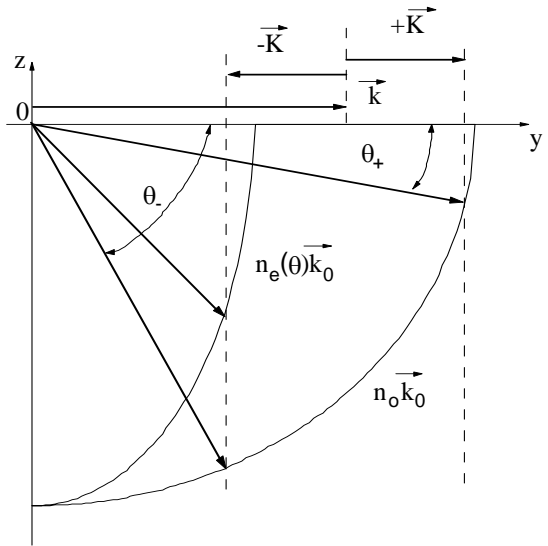
are the velocities of horizontal shear bulk waves, c_{66} ir c'_{66} are the elastic constants, ρ ir ρ' are the densities in the substrate and the layer, respectively.

As one can see from Figure 5, the anisotropy of the layer alters the frequency dependence of Love waves (compare curves 1 and 2)



Colinear diffraction

When the acoustic and optical waves propagate colinearly, the acousto-optic diffraction takes place leading to the conversion of guided optical mode into the substrate mode, provided the relevant components of photoelastic tensor p_{ij} are not equal to zero, and the phase matching conditions for interacting wave vectors are satisfied. From the photoelastic and electrooptic matrices one can see that the diffraction of the TM modes by the Rayleigh waves in VZ:LiNbO₃ does not change the polarization of light, while the diffraction by the Love waves rotates the polarization by 90°. In Fig. 6, possible cases of the phase matching for interacting wave vectors are shown. Three cases can be distinguished.



1. Conversion of the TM guided mode into the extraordinary bulk wave. The diffraction angle is determined by the expression

$$n_e(\theta) \cos \theta = n_m - f\lambda / V_R(f) \quad (7)$$

The diffraction of this type corresponds to the opposite directions of wave vectors and is allowed at the frequencies higher than defined by the condition

$$f\lambda / V_R(f) = n_m - n_e \quad (7a)$$

2. Conversion of TM guided mode into an ordinary bulk wave.

Experiment

The Z-cut LiNbO₃ single crystal plates were used in the experiment. The proton exchange was performed in pure benzoic acid for 8 hours at 230° C. In order to evaluate the thickness of protonated layer H_xLi_{1-x}NbO₃, the spectra of guided mode effective refractive indices were measured by the prism coupling method [7], and the refractive index profiles were reconstructed using the standart IWKB procedure [8]. Well expressed step-like profiles were obtained as it can be seen from Fig. 7.

The measurements of the colinear diffraction were carried out using the arrangement shown in Figure 8. The light from the He-Ne laser with λ=0,6328 mm is coupled to the waveguide by means of GaP prism. The surface acoustic wave is excited by the interdigital transducer placed at the other edge of the sample, In order to prevent the decrease of performance of the transducer, the later was deposited on the non-exchanged part of the surface.

Acousto-optic diffraction of multiple modes, both for polarization conserving as well 90° polarization rotating cases according to Figure 6, was observed.

The angle of diffraction Θ and the angle of refraction at the end face of the sample φ are related by the expression

$$n_B \sin(\Theta - \beta) = \sin \varphi . \tag{10}$$

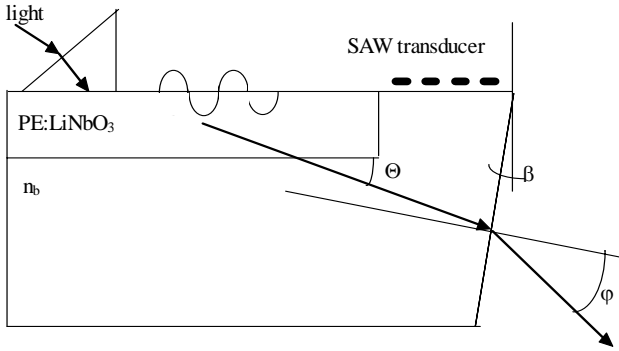


Fig. 8. Scheme of diffraction angle measurements

a) Acoustic and optical wave vectors are of the same direction. The diffraction angle then satisfies the condition of phase matching

$$n_o \cos \Theta = n_m + f\lambda / V_L(f) \tag{8}$$

at frequencies, lower than that defined by the relation

$$f\lambda / V_L(f) = n_o - n_m. \tag{8a}$$

b) Acoustic and optical wave vectors are of the opposite directions. The correspondent phase matching condition now is

$$n_o \cos \Theta = n_m - f\lambda / V_L(f). \tag{9}$$

If $n_m < n_o$, there is no low-frequency cut-off at all. If $n_m > n_o$, the low-frequency cut-off is determined by the relation

$$f\lambda / V_L(f) = n_m - n_o. \tag{9a}$$

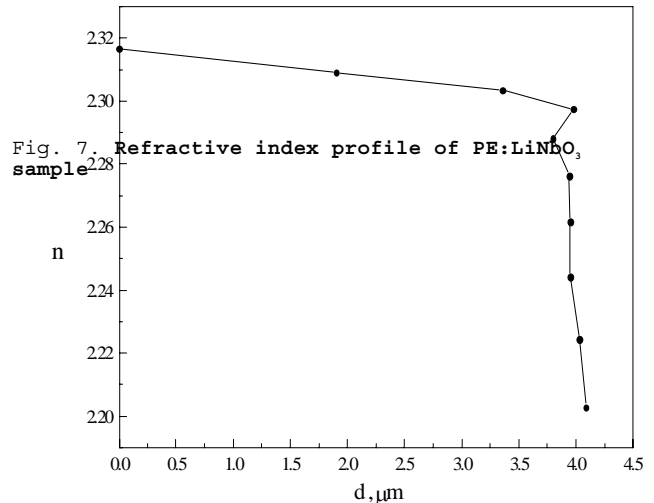


Fig. 7. Refractive index profile of PE:LiNbO₃ sample

The angle φ was measured by the precise goniometer. Measured dependences of diffraction angles upon the frequency for various optical modes in the case of polarization 90° rotation are plotted in Figure 9. In the same figure, the dependences $\Theta(f)$ calculated from the relations (8) or (9) using the Love wave velocity as the parameter which satisfies the equation (5) are shown. The frequency dependence of the best-fit Love wave velocity found is plotted in Figure 5. The bulk wave values thus obtained are: $V_{SH}=3940$ m/s, $V'_{SH}=3600$ m/s. It follows from (6c,d) that the elastic constant $c_{66}=(c_{11}-c_{12})/2$ is decreased by 19% ($c_{66}=7.2 \times 10^{10}$ Pa, $c'_{66}=5.85 \times 10^{10}$ Pa) due to the proton exchange. These data are in agreement with the values of elastic constants obtained by the other methods for pure and exchanged lithium niobate.

Conclusions

Proton exchange in Z-cut LiNbO_3 creates a structure where the propagation of horizontal shear surface acoustic waves (Love waves) becomes possible. This wave causes the colinear diffraction of TM guided optical modes with a polarization rotation. The calculations of the Love wave velocity showed the importance of accounting for the crystal anisotropy. In the present work, only the anisotropy of the layer was taken into account, and the calculations of V_L were performed using a simple ray geometry method. The measurements demonstrated that the effective acousto-optic diffraction with a polarization rotation takes place which can be attributed to the interaction with Love waves. From the velocity dependence on a frequency and its zero-frequency value the elastic constant c_{66} both in the layer and

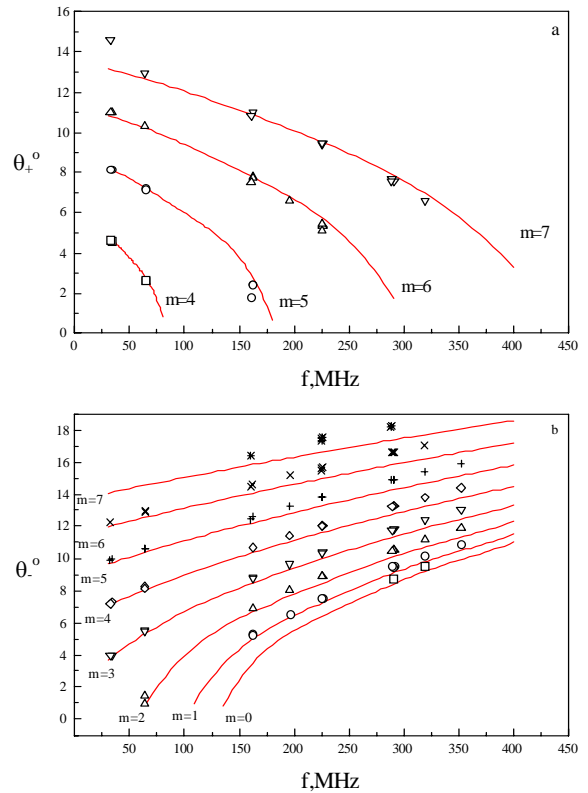


Fig. 9. Dependences of diffraction angle on SAW frequency for various optical modes. Proton-exchanged Z - cut lithium niobate; colinear diffraction with polarization rotation. Points - experiment, lines - theory; m is the mode order. a) Optical and acoustic wave vectors are of the same direction, b) contrary directions.

substrate, is evaluated. The proton exchange of the Z-cut LiNbO_3 for 8 h at 230°C causes the 19 % decrease of c_{66}

Table 1. Elastic moduli of pur and protonated lithium niobate.

Elastic constant, 10^{10} Pa	Substrate (LiNbO_3)		Layer ($\text{H}_x\text{Li}_{1-x}\text{NbO}_3$)	
	Reference [9]	Our value	Reference [2]	Our value
c_{66}	7.5	7.2	5.5	5.85

References

1. V. Hinkov and E. Ise, "Surface acoustic waves velocity perturbation in LiNbO_3 by proton exchange", Appl. Phys. Lett., vol. 18, pp. 31-34. 1985.
2. M. E. Biebl and P. Russer, "Elastic properties of proton exchanged lithium niobate", IEEE Trans. Ultrason., Ferroel., Freq. Contr., vol. 39, pp. 330-334. 1992.
3. G. W. Farnel, "Symmetry considerations for elastic layer modes propagating in anisotropic piezoelectric crystals", IEEE Trans. Son. Ultrason., vol. 17, pp. 229-238. 1970.

4. **V. Hinkov**, "Proton exchanged waveguides for surface acoustic waves on LiNbO₃", J. Appl. Phys., vol. 69, pp. 3573-3577. 1987.

5. **S. Kakio, J. Matsuoka, and Y. Nakagava**, "Surface acoustic wave properties on proton-exchange 128°-rotated Y-cut LiNbO₃", Jpn. J. Appl. Phys., vol. 32, pp. 2359-2361. 1987.

6. **J. Paðkauskas, R. Rimeika, and D. Ėiplys**, "Velocity and attenuation of surface acoustic wave in proton-exchanged 128°-rotated Y-cut LiNbO₃", J. Phys. D.: Appl. Phys., vol. 28, pp. 1419-1423. 1995.

7. **P. K. Tien, R. Ulrich, and R. J. Martin**. "Modes of propagating light waves in thin deposited semiconductor films", Appl. Phys. Lett., vol. 14, pp. 291-294. 1969.

8. **J. M. White and P. F. Heidrich**. "Optical waveguide refractive index profiles determined from measurement of mode indices: a simple analysis", Appl. Optics, vol. 15, pp. 151-155. 1976.

9. **E. Dieulesaint and D. Royer**. Ondes Elastiques dans les Solides. - Paris: Masson et C^{ie}, 1974.

10. **B. Auld**. Acoustic Fields and Waves in Solids. - New York: John Wiley & Sons, 1973, vol. 2.

Ū. Āiādiāreunēē, Ā. ×ēēē, Ē. Ēēiācēā, P. Īāēāōnēē

Āiēū Ēyāā ā iōiōiī-iāiāiī iēiāōā ēēēy

Ēāçpiā

Īōiōiīūē iāiāi ā iēiāōā ēēēy, iōiāiēiūē n̄ ōāēūp ēçāiōiāēāiēy iēiāōūō iōē-ānēēō āiēiāiāiā, iōēāiāēō ōāēā ē ōiāiūōāiēp ōiōōāēō ēiīnōārō ā iōēiāāōōiīnōiī nēiā. Yōi āāēāō āiçīiēiūi ōāiōiīnōāiāiēā iāāōōiīnōiūō āēōnōē-ānēēō āiēi Ēyāā ā nōōēōōōā H_x Li_{1-x} NbO₃ - LiNbO₃. Āēy iēiāōā ēēēy z -nōāçā iāōiāi ēō-āāiē āāiāōēē iōiāāāi ōān-āō nēiōiōē āiēū Ēyāā n̄ ō-āōi āiēçīōōiēē nēiyp. Yēniāōēiāiōāēiūi ēnēēāiāiāiā ēiēēiāāōiāy āēōōāēōēy iā āiēiāō Ēyāā āiēiāiāiūō iōē-ānēēō iā iā āēēiā āiēū 0,63 iēi n̄ iāiōiōi iēyōēçāōēēp Īi ēçīāōāiūi ōāēāi āēōōāēōēē āēy ōāçīūō iā ā āēāiāçīiā āēōnōē-ānēēō -ānōiō 30 - 300 Īāō iōāāāēāiā -ānōiōiāy çāāēnēiīnōū āiēi Ēyāā ē iōāiāi āiūçāāiāiā iōiōiīūi iāiāiī ēçīāiāiēā ōiōōāiē ēiīnōāiōū c₆₆.

DOI: 10.5755/j01.u.26.1.7834